






CORE Subjects	Lesson and Resources	Notes / Extension Task
ENGLISH	<p>Lesson 1  <a href="#">Lesson 09 - Shut Down Opposition.pptx</a></p> <p>Lesson 2  <a href="#">Lesson 10 - Solution.pptx</a></p> <p>Lesson 3  <a href="#">Lesson 11 - Final Writing Task.pptx</a>  Plan</p> <p>Lesson 4  <a href="#">Lesson 11 - Final Writing Task.pptx</a> - writing</p> <p>Lesson 5  FAIR feedback</p> <p>Lesson 6  <a href="#">Culture week A poem about Wojtek L1.docx</a></p> <p>Lesson 7  <a href="#">Culture Week Wojtek article lesson 2.docx</a></p>	<p>Sparx Reader homework to be completed as per Arbor</p> <p>Students will be continuing their new unit of Non-Fiction Writing.</p> <p>Culture week brings two exciting lessons</p> <p>Non-Fiction Booklet link: <a href="#">Year 8 Non-Fiction Booklet.docx</a></p>

CORE Subjects	Lesson and Resources	Notes / Extension Task
MATHS	<p><u>Lesson 1</u> Proportion Unitary method Follow the link and click on the play button and watch the video and answer the questions 1 to 9. Click the tick at the bottom to check your answers. <a href="#">Unitary method</a></p>	<p><u>Notes:</u> Where relevant, find the Sparx Task by clicking on Independent Learning:</p>  <p>And then search for the relevant task in the Search bar:</p>  <p>Use the videos for support as you answer the questions.</p>
	<p><u>Lesson 2</u> Proportion <b>Sparx: M478</b></p>	<p><u>Extension Tasks:</u> Complete all Compulsory, Target and XP Boost tasks at 100%</p>
	<p><u>Lesson 3</u> Proportion Best buys Follow the link and click on the play button and watch the video and answer the questions 1 to 3. Click the tick at the bottom to check your answers. <a href="#">Unitary method</a></p>	

CORE Subjects	Lesson and Resources	Notes / Extension Task
MATHS	<p><u>Lesson 4</u> Proportion Recipes Follow the links and answer the questions 4 to 7. Click the tick at the bottom to check your answers. <a href="#">Proportion Recipes</a></p>	<p><b>Notes:</b> Where relevant, find the Sparx Task by clicking on Independent Learning:</p> <div> <div>Independent Learning</div> </div> <p>And then search for the relevant task in the Search bar:</p> <div> <div>           Search for topics:  <input type="text"/> </div> <div>           Your curriculum:  <input type="text" value="Key Stage 3"/> </div> </div> <p>Use the videos for support as you answer the questions.</p> <p><b>Extension Tasks:</b> Complete all Compulsory, Target and XP Boost tasks at 100%</p>
	<p><u>Lesson 5</u> Collecting Like Terms <b>Sparx: M795, M531</b> Follow the links and answer the questions. Click the tick at the bottom to check your answers. <a href="#">Collecting Like Terms Practice</a></p>	
	<p><u>Lesson 6</u> Expanding Brackets <b>Sparx: M237</b> Follow this link and answer question 1, 2 and 3 Click the tick at the bottom to check your answers. <a href="#">Expanding Brackets</a></p>	
	<p><u>Lesson 7</u> Expanding and Simplify <b>Sparx: M792</b> Follow this link and answer the question 5 and 6. Click the tick at the bottom to check your answers. <a href="#">Expanding Brackets</a></p>	

CORE Subjects	Lesson and Resources	Notes / Extension Task
SCIENCE	<p>Lesson 1: KS3&gt; Year 7: Ecological relationships&gt; Food Chains <a href="#">Curriculum - Curriculum</a></p> <p>Lesson 2: Representing food chains <a href="#">Curriculum - Curriculum</a></p> <p>Lesson 3: Decay <a href="#">Curriculum - Curriculum</a></p> <p>Lesson 4: Impact on Food Webs <a href="#">Curriculum - Curriculum</a></p> <p>Lesson 5: Random sampling <a href="#">Curriculum - Curriculum</a></p>	<p><a href="#">Sparx - How to Use</a></p> <p><u>Notes:</u> Where relevant, find the Sparx Task by clicking on Independent Learning:</p> <p></p> <p>And then search for the relevant task in the Search bar:</p> <div data-bbox="1294 592 1850 655"> <div>Search for topics:</div> <div>Your curriculum:</div> <div>Enter topic name or code</div> <div>Key Stage 3</div> </div>

Foundation Subject	Lesson and Resources	Notes / Extension Task
ART	<p>Use card to build a cubist portrait inspired by the images below. Use scissors and glue to cut out the shapes of your portrait, rather than drawing it. Every detail should be separately cut out. There may be about three layers of paper/card in some areas.</p> 	<p>Examples:</p> 
DRAMA	<p>Have a look at the Shakespeare speech below from 'As You Like It'. What do you think it is about? Write what you think it is saying next to the speech.</p>	
FRENCH	<p>Here are the topics that we are studying this term:</p> <p><b>Going out and Staying in</b></p> <ul style="list-style-type: none"> <li>- Free time activities</li> <li>- Weekend plans</li> <li>- Asking someone out</li> <li>- Going to a party</li> <li>- Favourite TV / Music / Film</li> </ul> <p>Revise these topics here on BBC Bitesize:</p> <p><a href="#">Hobbies</a></p> <p><a href="#">Arranging to go out</a></p> <p><a href="#">Future plans</a></p> <p><a href="#">Film, TV, Music</a></p> <p>Practise the vocabulary from the French page in your Knowledge Organiser.</p>	<p><b>Notes:</b></p> <ol style="list-style-type: none"> <li>1. Watch the video on Bitesize and complete the activities.</li> <li>2. Make a note of any new words in French and English</li> <li>3. Write a short paragraph (50 words) about the topic. Use opinions, past tense and future tense. Revise writing it out from memory – ask someone at home to test you if possible!</li> </ol> <p><b>Homework / Extension tasks:</b></p> <ol style="list-style-type: none"> <li>1. Active Learn. Go to <a href="https://www.pearsonactivelearn.com/app/Home">https://www.pearsonactivelearn.com/app/Home</a> Your username is your Regis School email. Your password is Tr5Reset22 Complete set tasks.</li> </ol>

Foundation Subject	Lesson and Resources	Notes / Extension Task
<b>GEOGRAPHY</b>	<p>Follow the links below to watch and complete the Oak National lessons. Ensure you are in a suitable environment to work where you can listen to the teacher recording of the lesson. You will pause and complete all activities and record your work on the worksheet uploaded or in a notebook or on paper.</p> <p>Only complete the amount of lessons you would have missed had you have been in school.</p> <p>Website: <a href="https://continuityoak.org.uk/Lessons">https://continuityoak.org.uk/Lessons</a></p> <p><b><u>Spring Term 1 and 2: Tectonics</u></b> Go to- Geography- Year 7- Unit 4- Tectonics</p> <p><b><i>Week beginning 2/2</i></b> L4- What are the different plate boundaries? L5- What are composite and shield volcanoes? L6- How can we predict, protect and prepare for volcanic eruptions?</p>	<p>If you have finished all the tasks in the lesson and resources section and wish to continue some more geography work log on to Seneca using your school account.</p> <p>Search for KS3 Geography and work your way through the learning and quizzes for the topic you are currently learning.</p>
<b>HISTORY</b>		
<b>MUSIC</b>	<p>Reggaeton: from Puerto Rico to global phenomenon: Hooks and samples in reggaeton <a href="https://www.thenational.academy/teachers/programmes/music-secondary-ks3/units/recreating-the-sound-of-90s-grunge/lessons/hooks-and-samples-in-reggaeton?sid-401b15=yIKZ0ITJ-K&amp;sm=1&amp;src=4">https://www.thenational.academy/teachers/programmes/music-secondary-ks3/units/recreating-the-sound-of-90s-grunge/lessons/hooks-and-samples-in-reggaeton?sid-401b15=yIKZ0ITJ-K&amp;sm=1&amp;src=4</a></p>	

Foundation Subject	Lesson and Resources	Notes / Extension Task
RELIGIOUS STUDIES		
SPANISH	<p>Here are the topics that we are studying this term:  <b>Going out and Staying in</b></p> <ul style="list-style-type: none"> <li>- Free time activities</li> <li>- Weekend plans</li> <li>- Asking someone out</li> <li>- Going to a party</li> <li>- Favourite TV / Music / Film</li> </ul> <p>Revise these topics here on BBC Bitesize:  <a href="#">Free time</a>  <a href="#">Inviting someone out</a>  <a href="#">Future tense</a>  <a href="#">TV, Music, Film</a></p>	<p><b>Notes:</b></p> <ol style="list-style-type: none"> <li>1. Watch the video on Bitesize and complete the activities.</li> <li>2. Make a note of any new words in Spanish and English</li> <li>3. Write a short paragraph (50 words) about the topic. Use opinions, past tense and future tense. Revise writing it out from memory – ask someone at home to test you if possible!</li> </ol> <p><b>Homework / Extension tasks:</b></p> <ol style="list-style-type: none"> <li>1. Active Learn. Go to <a href="https://www.pearsonactivelearn.com/app/Home">https://www.pearsonactivelearn.com/app/Home</a>  Your username is your Regis School email.  Your password is Tr5Reset22  Complete set tasks.</li> </ol>